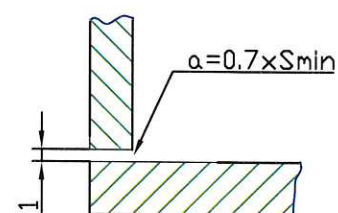


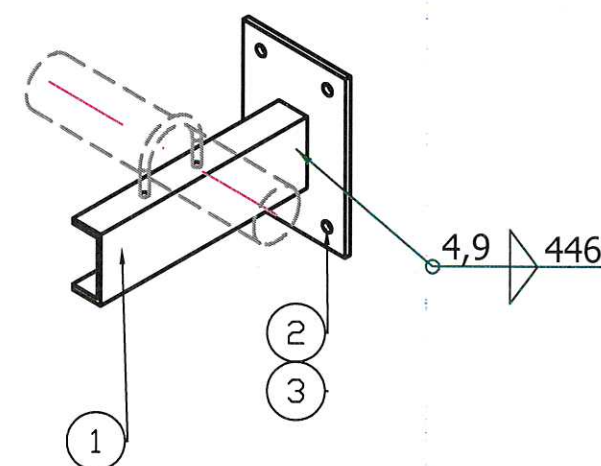
Technical drawing of a roof plan showing a rectangular layout. The overall width is 400 and the overall depth is 189. A note indicates "2 gauri ø13". The drawing includes a grid of lines and a small circle with a crosshair.



Technical drawing of a rectangular plate with the following specifications:

- Plate width: 10
- Plate height: 300
- Four holes (gauri) with diameter $\varnothing 18$
- Distance between hole centers (horizontal): 200
- Distance between hole centers (vertical): 350



1	UPN 120	L=400mm	S235JR
2	PLACA 10mm	300mm x 200mmx10mm	S235JR
3	Hilti-200mm lungime	4 buc	



04																					
03																					
02																					
01																					
00	04.2019	EMIS PENTRU CONSTRUIRE																			
REV.	DATA	DESCRIEREA MODIFICARILOR																			
 RIA ENGINEERING & CONSULTING S.R.L. 100015, PLOIESTI, STR. I. L. Caragiale, nr.49 TEL.: 0040 244 471 659 Engineering & Consulting e-mail: office@riaengineering.ro			 CONPET S.A. - 100559, PLOIESTI, STR. Anul 1848, nr. 1-3 TEL.: 0040 244 401360 e-mail: conpet@conpet.ro			1	2	3	4	5	6	7	8	9	10	11	12	13	14	15	
						NR. PROJECT			DESEN NUMAR												REV.
						B.068.017			ME-DD-032												00
DENUMIRE PROIECT			Modernizare statie de pompare a titeiului Moreni, jud. Dâmbovita			SPECIALITATE			17	18	19	20	21	22							
INSTALATIA			STATIE DE POMPARE MORENI			MECANIC			FAZA			F.									
									PT+DE			A3									
SCARA:		Denumire desen												NUMAR PAGINI							
1/5		DESEN DETALIU SUPORTI CONDUCTE - SPS-022-SPS-037												1/1							